










Nature Scavenger Hunt Sheet – For Children

For use at two Floyd hiking trails: Dodd Creek Trail and Park to Library Trail.
Young children can check off the boxes below. Older children can write in the names.
See also page 2 to supplement the learning.

<p>Name: _____</p>  <input type="checkbox"/>	<p>Name: _____</p>  <input type="checkbox"/>	<p>Name: _____</p>  <input type="checkbox"/>
<p>Name: _____</p>  <input type="checkbox"/>	<p>Name: _____</p>  <input type="checkbox"/>	<p>Name: _____</p>  <input type="checkbox"/>
<p>Name: _____</p>  <input type="checkbox"/>	<p>Name: _____</p>  <input type="checkbox"/>	<p>Name: _____</p>  <input type="checkbox"/>

Nature Scavenger Hunt Sheet - For Children

Which hiking trail did you visit?

Circle one or both: Dodd Creek Trail Park to Library Trail

Did you watch the Dodd Creek Hiking Trail video?

If so, what did you like best about it?

List two types of trees you found:

List one type of vine you found:

List one type of shrub you found:

Draw the edges of two different leaves you found and name the plants here:

What kinds of animals did you see or, what signs of animals did you see?

List any animal homes that you saw:

What do you like most about being out in nature?

What is your favorite nature spot to visit and why?